

## Lesson 10. Peter's family.

**1a.**  Listen and guess. Who is speaking? Послушай и угадай. Кто говорит?




**1b.** Play “A memory game”. Сыграйте в игру «Ты помнишь?».


**Model. A:** I've got a brother and a sister.

**B:** Mr Compu.

**A:** Yes.

**1c.**  Role play “Telephone talk”. Ролевая игра «Разговор по телефону».


**Model.** **Peter:** Hello, Mr Compy. How are you?  
**Mr Compy:** Hi, Peter. I'm fine. Thanks.  
How are you?  
**Peter:** I'm fine, thanks. How's your brother?  
**Mr Compy:** He's very well. Thanks.  
**Peter:** How's your sister?  
**Mr Compy:** ...

**2a.**  **Work in pairs. Make up and guess the riddles about fairy tale characters (Lesson 6, ex. 2a).**  
**Работайте в парах. Придумайте и отгадайте загадки своего партнёра о сказочных героях (урок 6, упр. 2a).**

**Model 1.** **A:** I haven't got a mum. I haven't got a sister. I haven't got a brother. I've got a dad.  
**B:** Pinocchio.

**Model 2.** **A:** I'm 1.  
**B:** Pinocchio?  
**A:** No.  
**B:** Gingerbread Man?  
**A:** Yes!  
**B:** Hello, Gingerbread Man.  
**A:** Hello.



**2b.**  Draw a fairy tale character's family. Speak about it. Нарисуй семью любого сказочного героя. Расскажи о ней.

Model. Hi. I'm Lillebror. I'm 7. I've got a mum, I've got ... .

**2c.** Have a party. Speak for your fairy tale character. Устройте вечеринку. Говори от имени своего сказочного героя.

Model. **Chipollino:** Hello! What's your name?

**Pippi:** Hi! I'm Pippi. What's your name?

**Chipollino:** I'm Chipollino. How old are you?

**Pippi:** ...

**3.** Help Pippi to read the boys and girls' names. Помогите Пеппи Длинныйчулок прочесть сначала имена мальчиков, а потом имена девочек.

Jill, Dunn, Eva, Emma, Sid, Bob, Sally, Rod, Andy, Tom, Bill, Jane, Jeff, Steve;

Kate, Al, Susan, Greg, Polly, Max, Sandy, Dave, Harry, Meg, Molly, Fred.



**4.**  Write the letters from Aa to Zz.