


4.  Write about your room. Напиши о своей комнате.

Model. I've got a bed. I haven't got a sofa.

a bed a sofa a table a bookcase a chair a lamp
an armchair a TV a computer a carpet

Lesson 3. Our classroom.

1.  Picture dictionary.



2.  Listen and sing the song.

Point to the window.

Point to the door.

Point to the table.

Point to the floor.



Clap your hands together

One, two, three.




Turn around quickly.
What can you see?



I can see the window.
I can see the door.
I can see the table.
I can see the floor.

3a. Look at Mike's classroom and count.

Model. A: How many desks? – **B:** 4 desks.



3b. Play "A guessing game".

Model. A: It's brown. – **B:** Is it a desk?
A: No, it isn't. – **B:** Is it a bookcase?
A: Yes, it is.


3c. Play “A memory game”.

Model. They’ve got a bookcase. They’ve got a carpet.

4. Look at the picture (ex. 3a), read and complete the story.

Hi, Peter! Hello, Rose! Welcome to my classroom. Look. We’ve got ... desks and ... little chairs. They are grey. We’ve got ... big chair. We’ve got ... bookcase. It is brown. We’ve got ... blue sofa. We’ve got ... computers, but we haven’t got a TV. And we haven’t got a mirror. I like the carpet. It’s brown, blue and purple. This is my desk. Sit down, Peter! Sit down, Rose!

5a. Speak about your classroom.

5b.  Write sentences about your classroom. Add numbers. Напиши предложения о своей классной комнате. Добавь цифры.

1. We’ve got ... desks and ... little chairs.
2. We’ve got ... big chair(s).
3. We’ve got ... bookcase(s).
4. We’ve got ... sofa(s). / We haven’t got a sofa.
5. We’ve got ... computer(s). / We haven’t got a computer.