



## Lesson 5. Twinky's family

1a. 🎧 Mike speaks about his friend Twinky. Listen and answer: What has Twinky got?

This is my friend Twinky.  
This is Twinky's rocket.  
These are his toys.



This is my pet.

1b. Grammar secret.

Demonstrative pronouns  
Указательные местоимения

This (это, эта, этот) – These (эти)

This is his rocket.


These are his toys.

2. 👤👤 Show your classroom to Twinky.

**Model.** This is a book. These are pens.

### 3. 👤👤 Look and say. Whose things are these?

**Model.** These are Twinky's rulers. This is Pinky's rubber.




Twinky



Pinky



Linky



Winky



Floppy




### 4. Grammar secret.

#### Possessive nouns (Part 2)

Притяжательный падеж существительных

**Whose** (bag) is it? – **Чей** это (портфель)?



Twinky's bag


His sisters' bags



**5. Look at Liz's family tree (p. 35). Choose the correct word.**

1. Her (parent's / parents') names are Helen and Frank. 2. Her (sister's / sisters') name is Nikki. 3. Her (brother's / brothers') names are Jake and Ken. 4. Her (aunt's / aunts') name is Rita. 5. Her (uncle's / uncles') name is Simon. 6. Her (cousin's / cousins') names are Meg and Rob. 7. Her (granny's / grannies') names are Ann and Pamela. 8. Her (grandad's / grandads') names are Greg and Harry.

**6a. 👤👤 Look at Twinky's family photos. Speak about his family.**



**Model.** His mum's name is Clinky. His sisters' names are Pinky and Linky.

**6b. 📝 Write 5–7 sentences about Twinky's family. Use ex. 6a.**