

4. Take part in a reading contest.

5.  Complete the sentences about Richy the Cat and write them.

1. Richy the Cat is ...
2. He can be ...
3. He can (cook) ...

Lesson 7. Let's go for a walk!

1. You want to do something special¹ on your day off. Discuss with your class where you can do the activities.

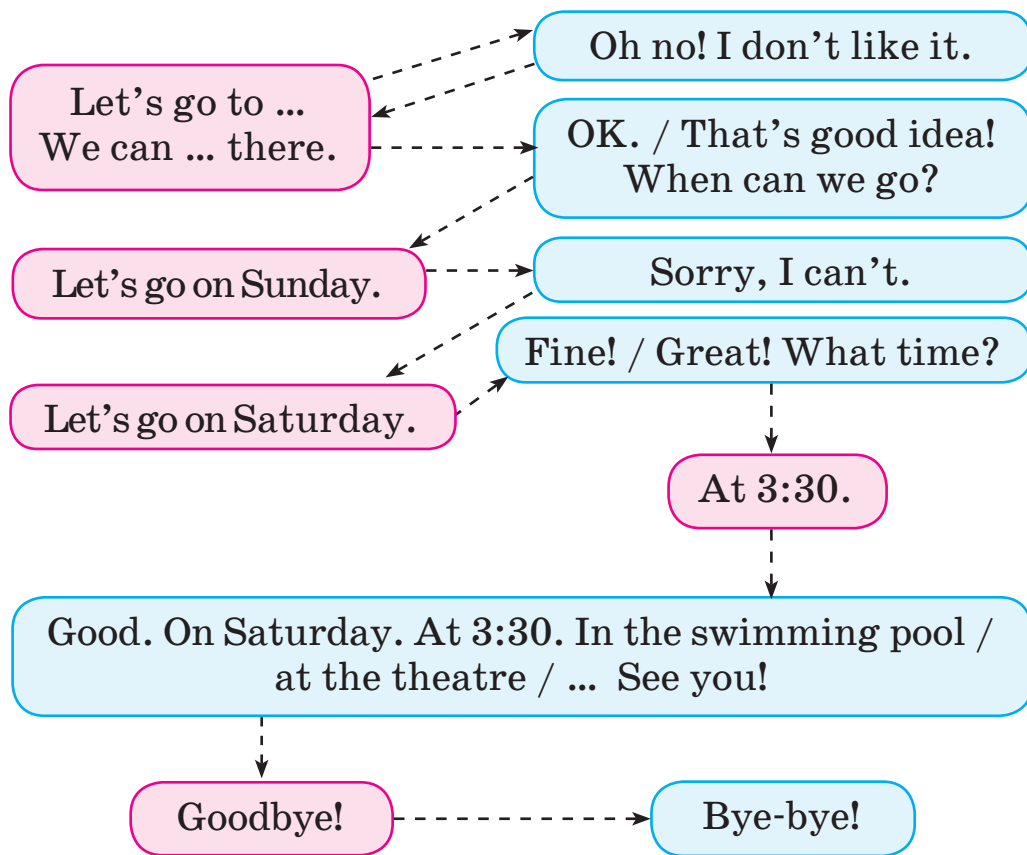
Model. We can ride a horse in the amusement park.




ride a horse, see clever and funny animals, watch a 3D film, learn about history, watch a play, see clowns and acrobats, go for a walk, see actors and actresses, swim, dance, listen to good music, roller skate, ride a pony

¹special ['speʃ(ə)l] – особенный

2a.  Listen to the dialogue, look at the scheme, and answer: Where do the children go? Where don't they want to go?



2b.  Choose an activity and invite your friend to do something special on your day off. Use the scheme.

2c.  Role-play your dialogues.

3. Listen to all the dialogues (ex. 2c). What's the most popular activity in your class?


4. ✍ Write a short letter to invite your friend to do something interesting. Complete the sentences in the left column (see ex. 2a).

Lesson 8. Letters to KIDS

1a. Children write letters to KIDS magazine¹. Read and match their letters to the pictures.

My day off

very much



1.

Hi KIDS!

I usually go to museums on my day off. I go there² with my mum and my little brother. I like the Robot Museum very much. We can see a lot of

¹letters to KIDS magazine [ˌmæɡəˈziːn] – письма в журнал «Ребята»

²there [ðeə] – там, туда