



# Unit 1

## SCHOOL HOLIDAYS<sup>1</sup>: PLACES TO GO

### Lesson 1. Summer photos

1a.   Picture dictionary.



1

at the seaside  
['si:said]



2

at home



3

at summer camp



4

in the country  
['kʌntri]



5

in the mountains  
['maʊntɪnz]



7

abroad [ə'brɔ:d]



6

in town [taʊn]

<sup>1</sup> holidays – каникулы

**1b.** Look at the photos and speak about the characters (Liz, Mike, Mrs Read, Nikita, Nastya). Work in pairs.

**Model.** Liz is at the seaside.

**2a.**  Listen to the chant “Look! It’s a summer day” and match the verses with the pictures in ex. 1a.



**A.** Look! It is June, it’s a summer day.  
I **am** at home.  
There **are** lots of books to read.  
Hooray! Hooray! Hooray!

**B.** Look! It is July, it’s a summer day.  
My friend **is** at summer camp.  
There **are** lots of games to play.  
Hooray! Hooray! Hooray!

**C.** Look! It is August, it’s a summer day.  
My parents and I **are** in town.  
There is lots of food to eat.  
Hooray! Hooray! Hooray!

**2b.**  **Grammar secret.**

**The Present Simple Tense of the verb *to be***  
**Настоящее простое время глагола *быть***

<div style="display: flex; justify-content: space-around; align-items: center;">   <span>...</span> </div>		
I	<b>am</b>	on holiday. at home. with my friend.

It He / She / My friend There	<b>is</b>	July. at summer camp. lots of food to eat.
We / You / They / My parents and I There	<b>are</b>	on holiday. in town. lots of books to read.



I am = I'm      he is = he's      you are = you're

## 2c. Read and say the chant.

### 3a. Look at the pictures in ex. 1a. Who's speaking?

1. I'm climbing a mountain with my uncle.
2. I'm with my pupils abroad.
3. I'm playing at summer camp.
4. We are swimming in the sea.
5. I'm in the park in town.
6. I'm in the country with my family.

### 3b. Play a guessing game. *Student 1*, ask questions and guess the character. *Student 2*, think of a character (Liz, Mike, Mrs Read) and answer the questions.

- A. Who are you with?
- B. What are you doing?
- C. Where are you?

#### 4. Work in pairs. Speak about the types of holidays you like.

**Model.** A: What type of holidays do you like?

B: I like a holiday in the country. There are lots of things to do there (там). I can play badminton and swim there.

**5a.** Think of your summer. Draw a detailed picture of one episode. Don't show it to your partner.

**5b.** Work in pairs. Have a drawing dictation. Describe your picture. Let your partner draw all the details. Then compare with your picture.

**Model.** I'm at the seaside. The sea is blue. There are lots of fish in the sea. It's sunny. There are no clouds. My mum and dad are playing badminton. I'm swimming. Our dog is playing with a ball.



**5c.** Describe your partner's picture to a new partner.

**6a.**  Choose three summer photos. Write about them.

**Model.** It's June. I'm at summer camp. I'm with my sister. There are lots of games to play and things to do. In this photo I'm playing football.

**6b.** Bring the photos to the next lesson to speak about your summer.

## Lesson 2. I remember my summer

**1a.**   Listen to the chant "I remember" and say how it differs from the one in Lesson 1 (ex. 2a).

A. I remember: it was June, it was a summer day.  
I was at home.  
There were lots of books to read.  
Hooray! Hooray! Hooray!