

1. What games/play? 2. What/look like? 3. What TV programmes/watch? 4. What housework/do? 5. What pet/have? 6. What books/read? 7. When/go to bed? 8. Where/spend summer? 9. What/believe? 10. What food/like? 11. What hobby/have? 12. What clothes/wear?

4. a) Choose 5 questions from ex. 3 to ask your partner about their childhood.

b) Work in pairs. Ask and answer the questions in turns. Take notes on your partner's answers.

your partner 6 years old – *used to play chess*
your partner now – *plays computer games*

c) Use your notes to talk about your partner.

Example: *When Vasya was 6 he used to play chess, and now he plays computer games.*

LESSON 5.

Changeable Tina

Communicative area: agreeing, disagreeing, being polite

Active vocabulary: a bit, blond, pony-tail, slightly, wavy

1. Discuss the questions below in pairs.



1. Would you like to look different? 2. What would you like to change in your appearance? 3. Would you like to look like someone famous?

2. Look at the picture dictionary and answer the questions below.



1. What other adjectives can you use to describe hair? 2. What kind of hair have you got? 3. Would you like to have different hair? 4. Is the girl in the picture in ex.1 good-looking? 5. What kind of hair has she got?


3. a) Read the beginning of the story about Tina (a girl in the photo in ex. 1). What did Tina decide to do? Is Tina happy with her appearance now? How do you know?

Tina didn't use to like the way she looked. All her friends, family and even teachers told her she was very pretty, but she didn't listen to anybody. So one winter day she thought she would change her appearance. First, she decided to become blond.

b) Read Tina's story below and say when each photograph was taken.

In January Tina had shoulder-length blond hair and looked like a Barbie doll. Her eyes were dark-grey because of the cold weather. She looked a bit pale, but really pretty.

In March Tina still thought she was ugly. So she had her hair cut again and looked just lovely with short wavy red hair. She looked pale after winter, but her beautiful eyes were shining.



a

In April Tina had short red hair, which made her eyes look green. She looked like a handsome boy though she looked slightly fatter.




b

In June she went to the seaside and got a little sun-tanned. Her hair was straight and shoulder-length again. Tina looked like a Japanese girl.



c


In July she had freckles and her hair was straight, long and fair. She looked very beautiful with her pony-tail.



d

In August she had long curly blond hair. She was sun-tanned and had freckles all over her face. Her eyes looked blue and she looked like an angel.


In October Tina had to have her hair cut shorter as it wasn't thick and healthy any more. She started wearing glasses to look cleverer.



e



h



g



f

In December Tina still wore glasses. She looked a bit pale again but she took up jogging and was much fitter. Unfortunately, her hair looked terrible.

c) How did the story finish? What do you think Tina can do now?

4. a) Look back at the story and answer the questions in the box.

a bit + adj = a little or very?
slightly + adj = a little or very?
slightly = a bit?

b) Why do we use these adverbs before adjectives?

5. a) Complete the sentences below with *a bit* / *slightly* / *a little* or *very*.

1. In the photograph in ex. 1 Tina looks ... unhappy. 2. Tina's hair looks ... straight. 3. In picture **h** Tina looks ... sun-tanned. 4. In picture **h** her hair looks ... curly. 5. In picture **b** Tina looks ... pale. 6. In picture **e** Tina's hair looks ... unhealthy.

b) Check in pairs. If you disagree with your partner, be polite. Use the language help boxes.

Agreeing

Yes, that's right.
I agree.

Disagreeing

I'm sorry, but...
I have to disagree...
I don't think so.
In my opinion...

c) Write similar sentences of your own about famous cartoon or film characters. Leave gaps for *a bit* / *slightly* / *a little* or *very*.

Example: *In my opinion Shrek is ... fat. (very) I think Harry Potter looks ... funny. (a bit / slightly/a little)*

d) Ask your partner to fill in the gaps. Agree or disagree with his/her opinion.

LESSON 6.

The ugly duckling

Communicative area: describing appearance

Active vocabulary: braces, chubby, overweight, slim, skinny

Active grammar: *used to* + infinitive (affirmative and negative statements)

- 1. a)** Look at the cat pictures. Can you guess the missing words in the line?
b) How fit is your pet?



skinny



...



slim/fit



chubby



overweight



...

- 2. a)** Look at the photos of Justin Bieber. How recent are these photographs?