

*Borscht* is a classic Russian or Ukrainian soup. There are many different recipes ['resəpiz], but beet (свёкла) is its main ingredient. This dish is eaten cold in summer and hot in winter. Sometimes meat or mushrooms, cabbage, carrots and potatoes are added.



*Machanka* is used as a Belarusian traditional sauce for draniki or blini. It may be different in different regions. Most often it is made with pork, sausage, sliced onion, sour cream (сметана) and flour.

**4c. 👤 Discuss which of them**

- |                        |                           |
|------------------------|---------------------------|
| ✓ you have tried,      | ✓ you would like to try,  |
| ✓ has a simple recipe, | ✓ has simple ingredients, |
| ✓ is hard to cook,     | ✓ you can cook.           |

**5a. 👤 Think what Belarusian dishes are similar to the dishes from other countries you have just discussed and describe them.**

**5b. 📝 Write about your favourite Belarusian dish.**

## Lesson 4. Apple pie

**1. Answer the questions.**

1. What is your favourite dish? 2. Who usually makes it?
3. Can you cook it yourself?

**2. 🎧 Listen to the story and say who took the apple pie.**

**3a. Read the story and say why Dan was left without any dinner one day.**

On special occasions my aunt always makes her special apple pie. We have a large family, and my aunt makes it on a large baking sheet (противень). It is so delicious! We all look forward to getting a piece at the end of our meal.

One day, the freshly baked pie was left on the kitchen table to cool as always. To everyone's horror, the pie disappeared! We all knew that it was my cousin Dan and his friends who had

taken it. They were teenagers at the time, and like all teenage boys, they ate a lot. Dan refused to admit (признаться) that he took the pie. My uncle was so angry that he sent Dan to his room, without dinner, for stealing (за кражу) the pie and then lying about it.

Imagine my uncle's surprise when, two days later, he found a chewed-up baking sheet in his dog Bobo's doghouse! That day, my aunt made another apple pie just for Dan – and Dan got to decide with whom he would share it. My uncle and Bobo had to watch as the rest of us ate the apple pie.

**3b.**  Discuss why Dan didn't treat his dad with a piece of apple pie.

**4a.** Here's the aunt's recipe for the apple pie. Look at the ingredients and their amounts and match them.

1. apples

2. sugar

3. butter

4. eggs

5. vanilla powder

6. flour

A. a little bit

B. a pinch


C. 4, large

D. 1 cup

E. 1 cup

F. 5, peeled and sliced

**4b.**   Listen to the recipe and check your predictions.

**4c.**   Listen how the pie is made and put the pictures in the correct order.

(A)



slice

(B)



add

(C)



preheat

(D)



serve

(E)



butter

(F)



bake

(G)



put



pour [pɔ:]



mix / beat



peel

**5a. Read the jumbled (перепутанный) recipe for bread and butter pudding and arrange the sentences in the correct order. What do the words in bold mean?**

### Bread-and-Butter Pudding Recipe

#### Ingredients

6 slices well-buttered bread  
50g Sultanas (сорт изюма)  
4 eggs  
25g sugar  
600 ml milk  
a little extra sugar



#### Instructions

1. **Sprinkle** (посыпьте) the bread-and-butter pudding with a little sugar and **bake** in the oven for 30–40 minutes.  
2. **Slice** the bread, butter it and **cut** into pieces. Reserve 4 quarters for the top and **arrange** the rest in layers (слоями) in the dish, putting the sultanas between each layer. Top with the reserved pieces. 3. Slowly **pour** it over the bread and fruit, being careful not to spoil the top layer of bread. Leave the bread-and-butter pudding to stand for 10 minutes. 4. **Preheat** the oven to 170 °C. Butter a deep ovenproof ['ʌv(ə)npru:f] (жаростойкий) dish. 5. In a saucepan, **heat** the milk to hot but do not **boil** it. In a large bowl, **mix** together the eggs and sugar, then add the hot milk, **stirring** (помешивая) well.

butter (n) – to butter (v)  
paper (n) – to paper (v)  
cool (adj) – to cool (v)


water (n) – to water (v)  
cover (n) – to cover (v)  
warm (adj) – to warm (v)

5b.   Listen and check.

5c. Would you like to try this pie? Why? Why not?



Cooking dishes (matching words and their definitions)

6.  Talk to your Mum, consult a cookery book or the Internet and write down a recipe for a tasty pie.

## Lesson 5. Everyone knows how to make a sandwich



1. Answer the questions.

1. Do you often eat sandwiches? 2. Who usually makes them? 3. Which is your favourite?

2a. The word *sandwich* sounds similar in different languages. Do you think it is because

a) the recipes are similar? b) they are named after the person who invented them? c) they are named after the place where they were invented?

2b.   Listen to the story and say which answer is partially true.

2c.   Listen again and say why and when the word *sandwich* became popular.

3a. Fill in the gaps with the right words.

do	prepare	pieces	make	cut (2)	slice
butter	put (2)	add	enjoy	wash	cover

### Celebrate Sandwiches. November 3 – National Sandwich Day (US)

November 3<sup>rd</sup> is the anniversary of John Montagu's birthday, better known as the Fourth Earl of Sandwich. One day he told his cook to ... (1) his lunch meat between two ... (2) of bread. That is how we came to celebrate National Sandwich Day.