



5.  Make and write invitations to your Valentine's Day party. Use ex. 4.

Lesson 8. Let's throw a party!

1.  Do you like parties and celebrations? Why? What do you have to think about if you are planning a party? Make a list of things.
2.  Listen and write down the list of things to do. Compare your list with the list from the text.

3. Prepare an entertainment programme for your party.

- A. Prepare this board for Crosses and noughts game.

Ideas for the game: naming public British or Belarusian holidays; questions and answers about traditions and customs in the UK or in Belarus or about St Valentine's Day.



- B. Prepare crosswords or word searches in groups or in pairs. Choose the topics suggested above.

- C. Get ready to play the game "Back to back".

A boy and a girl stand with their backs to each other; the audience ask questions, e.g. "What colour are her eyes?", etc. Write a few sets of questions.

- D. Prepare small gifts for winners of competitions.

- 4a. Read the following Valentines and try to imagine what event made the men write the Valentines. Brainstorm the ideas with the whole class.

From Howard to Holly

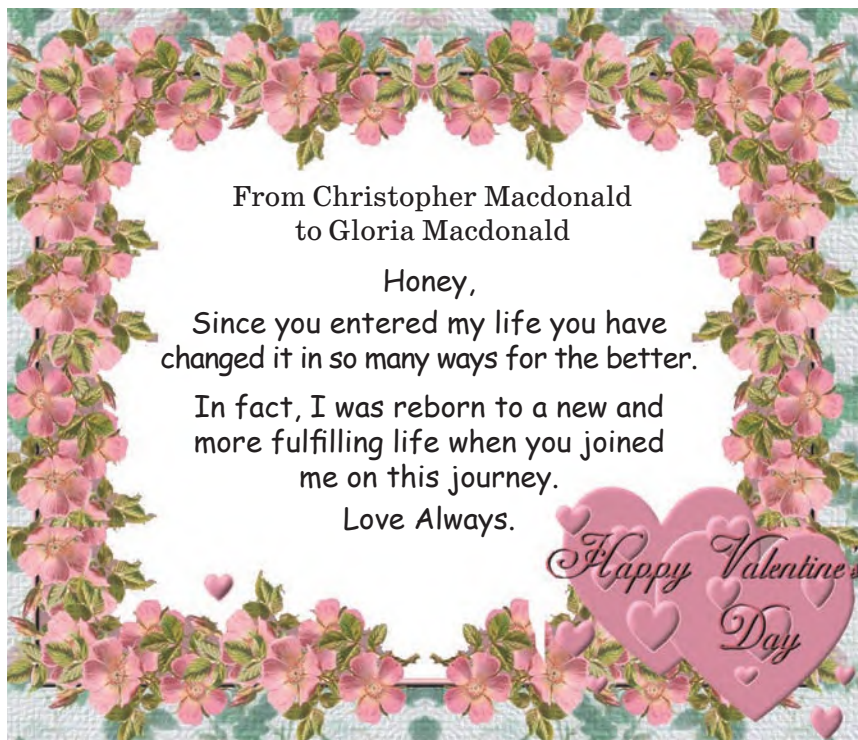
You got me to the hospital in time & saved my life!

My heart still beats because of you!

I'm so glad to be alive & in love with you!

I love you! I love you! I love you!





4b. In groups, make up stories based on the Valentines.

4c.  Write down one story based on the Valentines.

Lesson 9. Project “St Valentine’s Day Party”

1. Organise St Valentine’s Day Party with the whole class. A few days before the party hand out the invitations you have made to everybody you want to see at the party.

2. Use the ideas from the list of things-to-do to get ready for the party: use some elements to decorate the room for the party, think of small prizes (Valentines) to award the games and contests winners.

3. Celebrate the holiday with games and happy laughs, with a bit of history and love stories:

- ✓ Have a phonetic contest (ex. 2, Lesson 7).
- ✓ Play the games: “Crosses and noughts”, “Word searches”, “Matching hearts”, “Back to back”.
- ✓ Listen to the stories, based on the texts of Valentines and choose the most interesting and exciting one.

4. Award the winners. Find encouraging words for everybody participating in the party.